

Café

LATINO LIFESTYLE MAGAZINE

Nº07 SEPTEMBER | OCTOBER09

THE
DAWN OF

2012

ARE WE AT
THE BRINK OF A
MAYAN SPIRITUAL
AWAKENING?

The Angel of the
LGBT Community

Dominizuelan: Improv
Meets Theater


Three Latinos Against
the Political Current

URBANOASIS

Art makes a big statement in this city condo

WORDS **Darhiana Mateo** PHOTOS **Anthony Tahlier**

It doesn't take an artist's eye to appreciate the unfolding masterpiece that Lindsay Segal and Louis Jacobsohn simply call home. Inspired in part by the vibrant palette and inviting vibe of the Panamanian beach town of Sora — where Louis' mother and most of her family hails from— this city condo defies expectations.





Lindsay Segal and Lou Jacobsohn hang out in the living room of their condo on a Saturday afternoon.

The young couple has clearly claimed the space as their own, infusing the décor with their unique personalities, experiences and heritage. The result: An eclectic collage of artwork, colors and patterns that somehow fits together perfectly — much like the lovebirds. “It’s something we’ve been able to build together, a collaboration,” says Jacobsohn, 28, an associate at the tenant advisory group Transwestern. “We wanted something that represented us. It’s nice to have a place where you walk in and it’s an actual representation of yourself and the experiences you’ve had.”

The unique architectural layout, with its large sweeping windows that bathe the space in natural light and showcase a stunning panoramic view of the West Loop, served as a compelling canvas for Segal, 26, a visual merchandiser for Bloomingdale’s who also owns her own interior decorating business.

“My mom is an artist. I grew up in a household that really emphasized the importance of art and creativity,” says Segal, whose mom is from the Chicago area and father grew up on the East Coast. “Looking back, Louis’ background is a lot more diverse and eclectic than a lot of our friends’ backgrounds. We kind of merged not only our styles but our cultures.”

ART IN THE CITY

The artwork is the undisputed soul of this space. When they moved into the condo in October 2008, after looking at and ultimately dismissing dozens of condos, they started discussing how they wanted their new home to look. Prominently displaying their growing — and quirky — art collections emerged as a focal point of the décor. “It kind of just evolved, little by little,” she says. “Since we had so much wall space, I wanted to fill it with collections instead of posters. This is more unique.”

There are the two Diablico masks, used traditionally in dance rituals, hanging in the entrance hallway, souvenirs from a trip to Panama in 2007. The hand-made papier-mâché masks, painted in bold shades of red, orange, blue and green, mouths open wide to reveal pointy white teeth, are popular slices of local artistry sold in craft stores throughout the country.

The east wall in the dining area showcases a colorful collection of 19 plates from all over the United States and Panama. In the kitchen, lined neatly on a shelf above the faucet is the miniature robot collection — some even move when winded — that often draws laughs from surprised guests. In the window sill by the small glass dining table is the hands collection:

five vintage dishwater hand glove molds found in antique stores.

Although Lindsay had already started most of these collections before meeting Louis, it's now a shared passion. "She's bringing out the creativity in me," he says with a laugh. "It's almost like we're adding things every day. It's the little things that keep it going."

Most of the décor is done in chic black and white with punches of color and interesting patterns to break up the fluid lines. All of the walls were left a pure white, perfect backdrops for their colorful art displays, except for the bedroom where one lone wall behind the headboard is painted a dramatic yellow. "Take risks," Segal says. "You have the rest of your life to be boring."

Graphic prints and accessories scattered throughout the space offset the starkness of the white walls and minimalist feel. "We went to his uncle's villa in Panama, and it was done in these bright oranges. I kind of translated that into the color story [here]," says Segal. In the living room, a plush white sofa from Crate & Barrel, odd-shaped glass table and edgy metal lamp with marble base are contrasted with fun, colorful pillows in contrasting prints and a large zebra striped rug from IKEA.

The resourceful couple makes the most out of their approximately 1,200-square-foot space by upholding a "stylish yet functional" mentality, says Jacobsohn. They double-hung all of their clothes to maximize storage space and try their best to keep clutter at bay.

Choosing the right type of furniture also helps maximize small spaces, says Segal. "Try to be creative. Too much furniture is always a bad thing in a small space. You need to be getting things that are appropriately sized for your space."

DECORATING ON A BUDGET

As a young couple living in an expensive city, they are also conscious of mixing high-end and low-end elements. The designer couch still blends in well with the \$25 rug from IKEA; the plate collection that adds such interest to the dining area cost \$5-\$20 per piece. In the spare bedroom, which now serves as an office, a designer chair, "Ghost" by Philippe Starck, is paired by a desk from Target (upgraded with original green glass knobs from Anthropologie).

"Most of the items here we really tried to do on a budget," says Jacobsohn. "Just because you don't have a ton of money to spend doesn't mean that it has to be boring."



"Fun, bright and eclectic" are three words the couple say describe their home. In spite of all the stunning decorative elements, Jacobsohn points to a simple collection of photos from their childhood, special occasions and travels mounted on the refrigerator as one of his favorite aspects of their home. It's hard to go up to the refrigerator to get something to eat and catch a glimpse of his girlfriend as a slight carefree girl with long brown hair and not smile, he says.

And that's what all the hard work comes down to, agrees Segal. "It's important for me to come home to something that makes me happy." ●



TOP: Dining area wall showcases 19 plates from all over the United States and Panama. BOTTOM: View from dining area offers visual interest with art pieces on display.





Colorful robot collection adorns the shelf over the kitchen sink and acts as entertainment while washing dishes.



Tips From a Pro: How to Display Art in Your Home

1. Many people feel that art is expensive and unattainable. You can find art anywhere: small trinkets, textiles, plates, old magazines. Start gathering the items that interest you and you will soon develop a unique collection to display.
2. If you have expensive prints, make sure to hang them on a wall with little sun exposure. Too much light will fade your print. If all your walls are exposed to high sunlight, be sure to get a UV protective glass frame. This will help filter the rays and keep your print safe from UV damage.
3. If you are hanging artwork in clusters, make sure to lay out the art on top of a tracing paper or newspaper. This way you can arrange the artwork as you like it, trace the frames and measure, and then mark where to hammer the nail hole. Tape up this sheet on your wall and hammer in the nails into your marks. This is an easy way to hang multiple pictures in a specific arrangement.
4. When hanging your artwork in clusters, be sure to hang the pieces in dissimilar frames. This will help add visual interest to your wall. I recommend getting either gold or silver frames and mixing them with black and white frames. Hanging these different colored frames against a brightly painted wall will make a real statement.
5. Rather than hanging art at eye level, you should try hanging it in relation to the furniture around it. If you are hanging a piece of art over a dining room table, be sure to position the artwork so the bottom of the frame is at least 9 or 10 inches above the height of the furniture. This will help keep the art in proportion to the space.

Source: Lindsay Segal (www.lindsaysegal.com)